

# Introduction to SAS Viya

## 11:30 EST

Dominique Weatherspoon

<https://www.linkedin.com/in/dominique-weatherspoon/>

# Introduction to SAS Viya



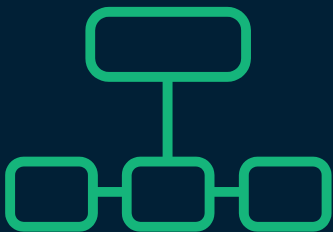
## Agenda

- Overview
- SAS Drive
- SAS Studio
- SAS Data Studio
- SAS Visual Analytics
- Additional SAS Viya Applications and Learning Resources
- Questions




SAS Viya is a cloud-enabled, in-memory analytics engine that provides quick, accurate and reliable analytical insights.

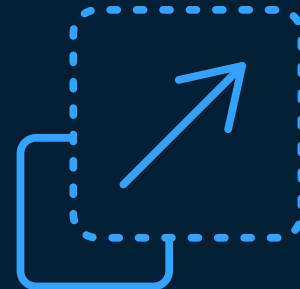
# SAS Cloud Analytic Services (CAS)



Node-to-node  
communication



SAS Cloud Analytic Services (CAS)



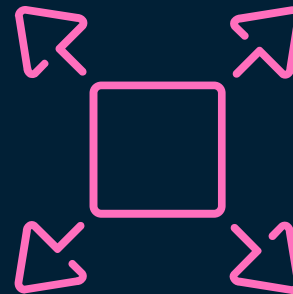
Scalable



High speed



Fault tolerance



Resilient

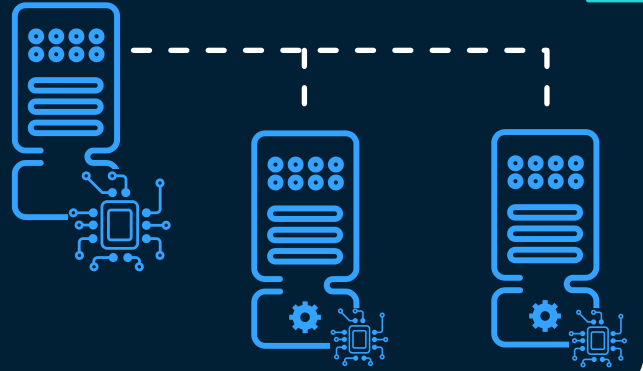


## SAS Cloud Analytic Services (CAS)

### Symmetric Multiprocessing (SMP)

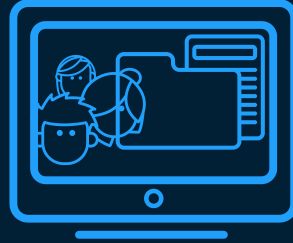


### Massively Parallel-Processing (MPP)





SAS Drive



SAS Data Studio



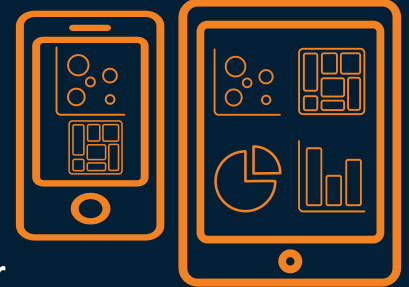
SAS Visual Analytics



SAS Environment  
Manager



SAS Visual Analytics App



SAS Cloud Analytic Services (CAS)

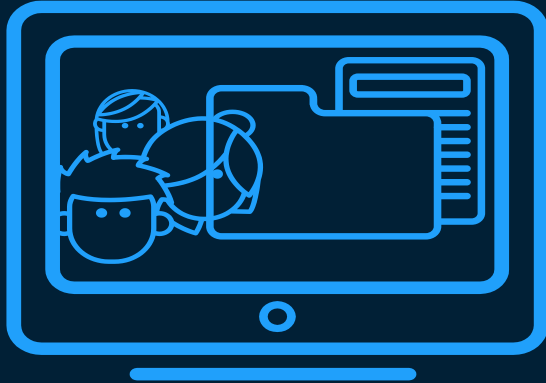
SAS Graph Builder



SAS Theme Designer



## SAS Drive



SAS Drive is a hub for the SAS Viya applications, and enables you to easily view, organize, and share your content from one place.



# Demonstration: Exploring SAS Drive



# Are you a programmer?

In SAS Viya, you'll find you can still utilize SAS 9 code along with open-source languages and APIs.



write SAS code



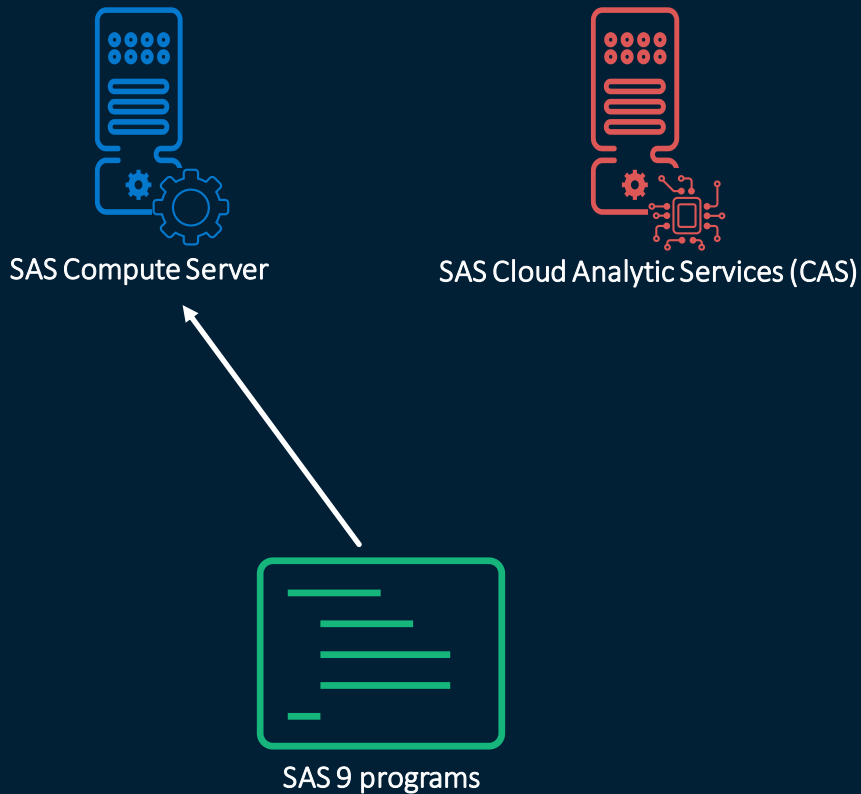
point-and-click



Use your existing SAS code in SAS Studio!




# SAS Compute Server or CAS?





SAS Compute Server



SAS Cloud Analytic Services (CAS)




Big data and complex analytics



SAS 9 programs







SAS Cloud Analytic Services (CAS)

SAS Visual Analytics



SAS Studio



Command line



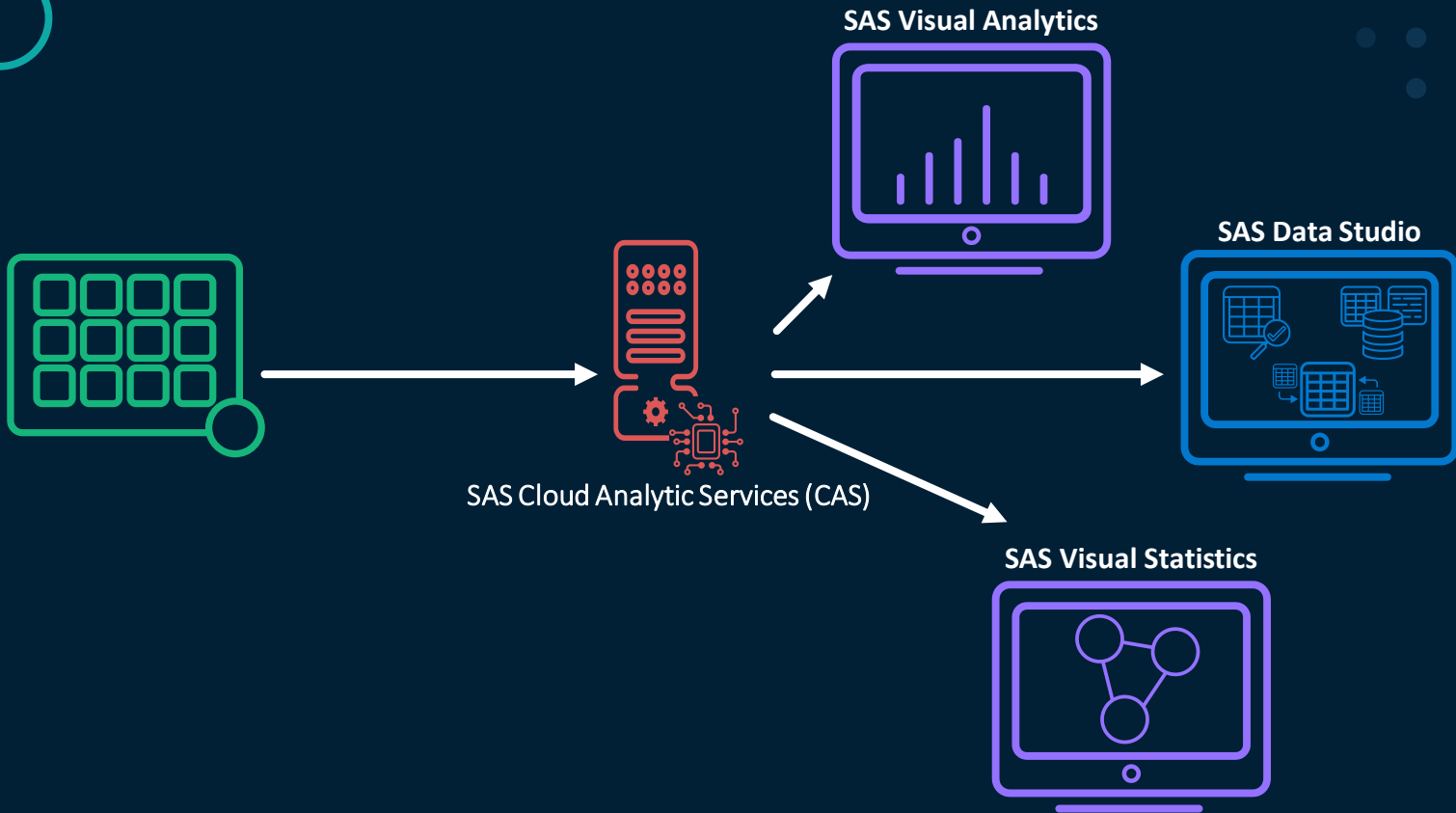
REST APIs



Third party languages

# Demonstration: Exploring SAS Studio







# So... you're not a programmer?

That's O.K.! In SAS Viya, you'll find you can use the visual interfaces of SAS Data Studio to clean your data, and SAS Visual Analytics for exploration and analysis.

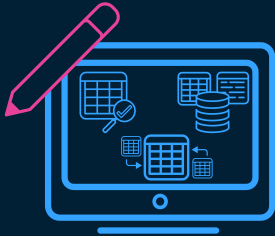
# How to load tables into CAS




SAS Environment Manager



SAS Visual Analytics



SAS Data Studio



SAS Studio




SAS Enterprise Guide



Open- source  
languages

# Demonstration: Exploring SAS Data Studio





## What Is SAS Visual Analytics?


---

SAS Visual Analytics is a web-based product that leverages SAS High-Performance Analytics technologies to empower organizations to explore huge volumes of data very quickly to identify patterns, trends, and opportunities for further analysis.



# Demonstration: Exploring SAS Visual Analytics





## Self-Service Data Preparation in SAS® Viya®

Programming for SAS® Viya®

SAS® Visual Statistics in SAS®  
Viya®: Interactive Model Building

SAS® Visual Analytics 1 for  
SAS® Viya®: Basics

SAS® Visual Analytics 2 for  
SAS® Viya®: Advanced

SAS® Visual Data Mining and  
Machine Learning in SAS® Viya®:  
Interactive Machine Learning

SAS® Visual Text Analytics in  
SAS® Viya®

Managing Models in SAS® Viya®

Forecasting Using Model  
Studio in SAS® Viya®



# Questions?

